

Synthesis of 4'-Ethynyl-2'-deoxy-4'-thioribonucleosides and Discovery of a Highly Potent and Less Toxic NRTI

Kazuhiro Haraguchi,^{*,†} Hisashi Shimada,[†] Keigo Kimura,[†] Genta Akutsu,[†] Hiromichi Tanaka,[†] Hiroshi Abe,[‡] Takayuki Hamasaki,[§] Masanori Baba,[§] Elizabeth A. Gullen,^{||} Ginger E. Dutschman,^{||} Yung-Chi Cheng,^{||} and Jan Balzarini[⊥]

[†]School of Pharmacy, Showa University, 1-5-8 Hatanodai, Shinagawa-ku, Tokyo 142-8555, Japan

[‡]RIKEN Advanced Science Institute, Nanomedical Engineering Laboratory, 2-1, Hirosawa, Wako-shi, Saitama 351-0198, Japan

[§]Division of Antiviral Chemotherapy, Center for Chronic Viral Diseases, Graduate School of Medical and Dental Sciences, Kagoshima University, Kagoshima 89-8544, Japan

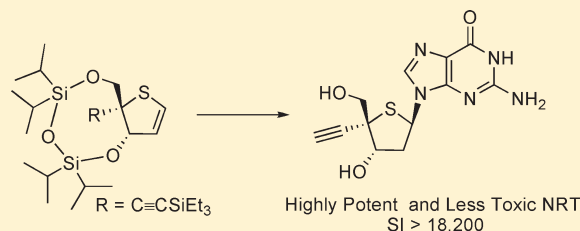
^{||}Department of Pharmacology, School of Medicine, Yale University, New Haven, Connecticut 06520, United States

[⊥]Rega Institute for Medical Research, Katholieke Universiteit Leuven, B-3000 Leuven, Belgium

S Supporting Information

ABSTRACT: The synthesis of 4'-ethynyl-2'-deoxy-4'-thioribonucleosides was carried out utilizing an electrophilic glycosidation in which 4-ethynyl-4-thiofuranoid glycal **16** served as a glycosyl donor. Electrophilic glycosidation between **16** and the silylated nucleobases (*N*⁴-acetylcytosine, *N*⁶-benzoyladenine, and *N*²-acetyl-*O*⁶-diphenylcarbamoylguanine) was carried out in the presence of *N*-iodosuccinimide (NIS), leading to the exclusive formation of the desired β -anomers **29**, **33**, and **36**. Anti-HIV studies demonstrated that these 4'-thio nucleosides were less cytotoxic to T-lymphocyte (i.e., MT-4 cells) than the corresponding 4'-ethynyl derivatives of 2'-deoxycytidine (**44**), 2'-deoxyadenosine (**45**), and 2'-deoxyguanosine (**46**). Comparison of the selectivity indices (SI) was made between 4'-thionucleosides (**32**, **41**, and **43**) and the corresponding 4'-oxygen analogues **44**–**46** by using the reported CC₅₀ and EC₅₀ values. In the case of cytosine and adenine nucleosides, comparable SI values were obtained as follows: **32** (545) and **44** (458); **41** (>230) and **45** (1630). In contrast, 4'-ethynyl-2'-deoxy-4'-thioguanosine **43** was found to possess a SI value of >18200, which is 20 times better than that of **46** (933).

KEYWORDS: 4'-Thionucleosides, glycal, electrophilic glycosidation, anti-HIV-1 activity, nucleoside reverse transcriptase inhibitors



Nucleoside analogues are recognized as an important class of biologically active compounds, especially as antiviral and antitumor agents.^{1–3} Among their sugar-modified analogues, 4'-thionucleosides, in which the oxygen atom in the furanose ring is replaced with a sulfur atom, have attracted much attention since the discovery of the antiviral and antitumor activities of 4'-thiothymidine (**1**) and 2'-deoxy-4'-thiocytidine (**2**) (Figure 1).⁴ Also, it has been reported that 4'-substituted thymidines such as the 4'-azido (**3**), 4'-methoxy (**4**), 4'-cyano (**5**), and 4'-ethynyl (**6**) derivatives exhibit potent anti-HIV activity.⁵

Having been stimulated by the above findings, we synthesized the 4'-substituted analogues **7**–**12** of 4'-thiothymidine (Figure 2) and found promising anti-HIV activity in the 4'-azido (**8**), the 4'-cyano (**11**), and the 4'-ethynyl (**12**) derivatives.⁶ This finding led us to investigate the present study where synthesis of the 4'-ethynyl analogues having other nucleobases (cytosine, adenine, and guanine) was carried out.

In our previous study,⁶ the synthesis of **7**–**12** was accomplished through nucleophilic substitution of the 4'-acetoxo

derivative **13** (Figure 3). The 4'-acetoxo leaving group of **13** was introduced by diacetylation of the 4',5'-anhydro derivative **14** with Pb(OAc)₄. Compound **14** was prepared by a series of reactions initiated with NIS-mediated electrophilic glycosidation between silylated thymine and TIPDS (1,1,3,3-tetraisopropyl-disiloxane-1,3-diyl)-protected 4-thiofuranoid glycal **15**.⁷ In the present study, to enable a diverse set of nucleobases to be introduced, the 4-thiofuranoid glycal **16** already substituted at the 4-position with the triethylsilylethynyl group was employed as a glycosyl donor.

Our plan to introduce an ethynyl group in a tetrahydrothiophene ring is visualized in Scheme 1. Aldol reaction between **A** and formaldehyde gives **B**, which is then converted to the *O*-silyl-protected **C**. The formyl group of **C** is reacted with dimethyl

Received: April 22, 2011

Accepted: July 10, 2011

Published: July 20, 2011

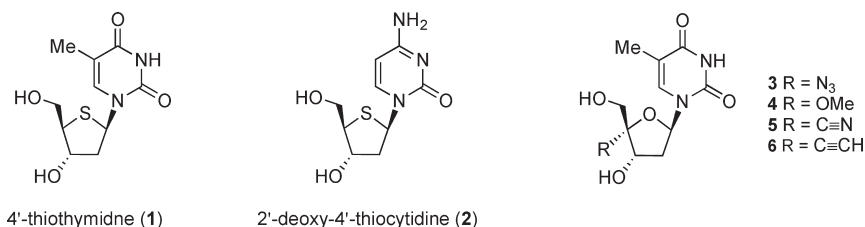


Figure 1. Structures of compounds 1–6.

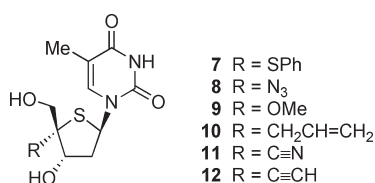


Figure 2. 4'-Substituted 4'-thiothymidines 7–12.

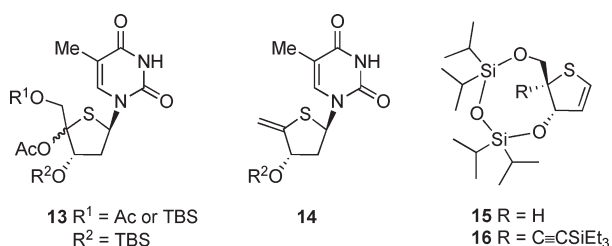


Figure 3. Structures of compounds 13–16.

1-diazo(2-oxopropyl)phosphonate⁸ to provide the ethynyl-substituted tetrahydrothiophene derivative **D**.

Compound **17** (Figure 4), which corresponds to the aldehyde **A** of Scheme 1, was prepared from 2,3-*O*-isopropylidene-*L*-lyxonolactone (**18**).⁹ Namely, by following the reported procedures,¹⁰ **18** was converted to the dimesylate **19**. Reaction of **19** with Na₂S in DMF at 80 °C led to the formation of the 1,4-anhydro-4-thio-*D*-ribose derivative **20** in 66% overall yield from **18**. Compound **20** was desilylated with Bu₄NF to give **21** in 81% yield.¹¹ Finally, oxidation of **21** with IBX (2-iodoxybenzoic acid) in CH₃CN provided the aldehyde **17** in 83% yield.¹²

Subsequent aldol reaction between **17** and 37% aqueous formaldehyde was carried out in 60% aqueous dioxane (room temperature, overnight), and the resulting mixture was silylated with TBSCl. In the presence of K₂CO₃, the aldols **22** and **23** (Figure 5) were obtained in 21 and 13% yields, respectively, together with the silyl enol ether **24** (16%). The yield of the desired stereoisomer **22** was improved to 50% by using NaHCO₃, although the formation of **23** (18%) and **24** (14%) could not be eliminated.

The formyl group of **22** was converted to an ethynyl group through its reaction with dimethyl 1-diazo(2-oxopropyl)phosphonate in MeOH in the presence of K₂CO₃. Upon reacting the crude product with Bu₄NF, the 4-ethynyl derivative **25** was isolated in 73% yield from **22**.

Compound **25** was transformed to 4-thiofuranoid glycol **26** by reaction with *tert*-BuLi (4 equiv) at –70 °C in THF (Figure 6).¹³ This reaction furnished the glycol **26** in 61% yield along with the ring-opened sulfide **27** (9%) and the starting material **25** (11%). The actual glycosyl donor **16** was prepared from **26** by first

protecting the hydroxyl groups with the TIPDS group (yield of **28**, 72%) and then the ethynyl group with a triethylsilyl group (yield of **16**, 90%).

With the glycosyl donor **16** in hand, electrophilic glycosidation with a suitable nucleobase was examined. When **16** was reacted with *N*⁴,*O*²-bis-trimethylsilyl-*N*⁴-acetylcytosine (1.5 equiv) in the presence of NIS (1.5 equiv) in CH₃CN/CH₂Cl₂ at room temperature overnight, the desired β-anomer **29** of the glycosidated product was formed as a single stereoisomer in 61% yield (Figure 7).¹⁴ The depicted structure was confirmed by nuclear Overhauser effect (NOE) experiment: H-6/H-2' (1%), H-6/H-3' (5%), and H-6/CH₂-S' (0.2%). The observed exclusive formation of **29** suggested that the presence of the ethynyl group at the 4-position of 3,5-*O*-TIPDS-4-thiofuranoid glycol **15** does not influence the β-face selectivity of the electrophilic glycosidation.⁷ The introduced iodine atom of **29** was removed by reaction with Bu₃SnH/Et₃B at –70 °C under an O₂ atmosphere to give **30** in 94% yield. To circumvent the difficult chromatographic separation of the free nucleoside and the side product derived from the silyl-protecting group, **30** was converted to its corresponding acetate **31** (99% isolated yield) by desilylation with Bu₄NF and subsequent acetylation in one pot. Finally, **31** was converted to the target 4'-ethynyl-2'-deoxy-4'-thiocytidine **32** (91% isolated yield) by treatment with K₂CO₃ in MeOH.

We next turned our attention to the synthesis of the adenine and guanine nucleosides. Under similar reaction conditions for the electrophilic glycosidation of *N*⁴-acetylcytosine, bis-trimethylsilyl-*N*⁶-benzoyladenine was reacted with **16**. In this reaction, the target nucleoside **33** could be obtained in 48% isolated yield as a single stereoisomer together with its regioisomers **34** (12%) and **35** (13%) (Figure 8).¹⁵ The depicted structures of **33**–**35** were determined on the basis of comprehensive NMR studies including NOE, heteronuclear multiple quantum coherence, and heteronuclear multiple bond correlation experiments.¹⁶ A similar regiochemical outcome was also observed in the glycosidation of *N*²-acetyl-*O*⁶-diphenylcarbamoylguanidine,¹⁷ where three isomeric nucleosides **36**–**38** were isolated in 25, 12, and 29% yields, respectively (Figure 9).

The *N*⁹-glycosidated products **33** and **36** were successfully converted to 4'-ethynyl-4'-thio-2'-deoxyadenosine **41** and the respective guanosine nucleoside **43** by three steps as follows: (1) Bu₃SnH/Et₃B/PhMe, –70 °C (yield of **39**, 88%; yield of **42**, 72%), (2) Bu₄NF/Ac₂O/THF (yield of **40**, quant.), and (3) K₂CO₃/MeOH (yield of **41**, 82%; yield of **43**, 63% from **42** for two steps) (Figure 10).

The anti-HIV-1 activities of **32**, **41**, and **43** were evaluated, and the results are summarized in Table 1.^{18,19} To compare the antiviral activity and cytotoxicity with the corresponding 4'-oxygen counterparts, reported biological data^{20,21} of 4'-ethynyl derivatives of 2'-deoxycytidine **44**, 2'-deoxyadenosine **45**, and 2'-deoxyguanosine

Scheme 1. Introduction of an Ethynyl Group on a Tetrahydrothiophene Ring

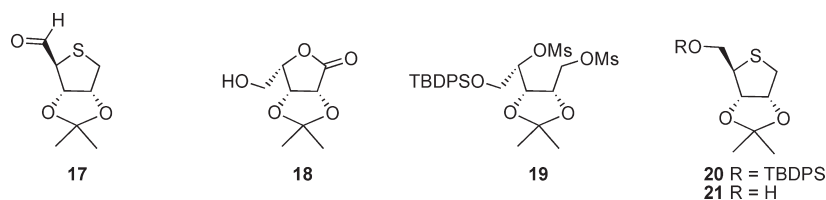
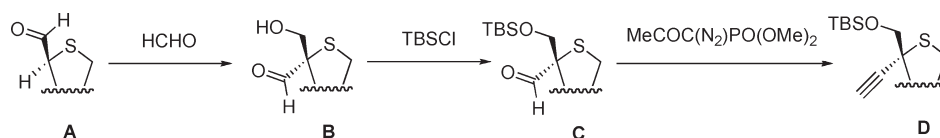


Figure 4. Structures of compounds 17–21.

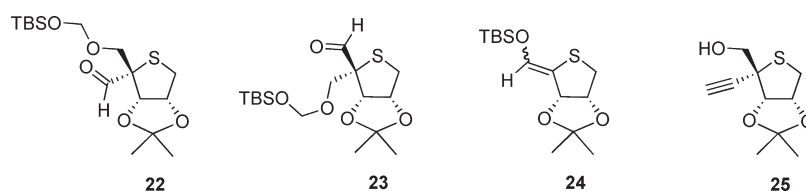


Figure 5. Structures of compounds 22–25.

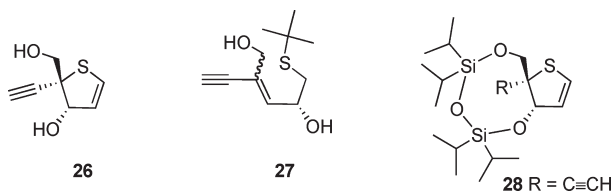


Figure 6. Structures of compounds 26–28.

46 are also included in Table 1. As can be seen in entry 1, 4'-ethynyl-2'-deoxy-4'-thiocytidine **32** exhibited a 10 times lower inhibitory activity than that of the corresponding deoxycytidine derivative **44**. However, because **32** was less toxic to MT-4 cells, the SI value (545) of **32** was found to be comparable to that of **44** (458). In the case of adenine nucleosides as shown in entry 2, a similar trend was seen in terms of EC_{50} and CC_{50} values. In contrast, 4'-ethynyl-2'-deoxy-4'-thioguanosine **43** was found to be a highly promising anti-HIV agent (entry 3). Indeed, **43** exhibited comparable antiviral activity (EC_{50} : 0.0055 μ M for **43** vs 0.0015 μ M for **46**) and did not show any cytotoxicity to MT-4 cells up to 100 μ M in contrast to the highly toxic 2'-deoxyguanosine derivative **46** (CC_{50} : 1.4 μ M). The promising guanine nucleoside **43** possesses a SI value of >18200, which is 20 times better than that of 4'-ethynyl-2'-deoxyguanosine **46** (SI 933).

With the above promising anti-HIV-1 activity in hand, next, the 4'-substituted 2'-deoxy-4'-thioribonucleosides **32**, **41**, and **43** were also evaluated for their inhibitory activity against a series of other viruses including HSV-1 strain KOS, HSV-2 strain G, TK⁻ HSV-1 strain KOS resistant to ACV, and vaccinia virus Lederle strain, and the results were summarized in Table 2.²² Antiviral data of ganciclovir are also included as a reference compound. As can be seen, these nucleoside

derivatives also exhibited antiviral activity against herpes simplex virus and vaccinia virus without measurable cytotoxicity to the host cells up to 100 μ M (entries 1–3). These potencies are at least 100 times less than that of ganciclovir, but their selectivity indices against HSV-1 and HSV-2 were >50–100 for **32** and **43**. However, it is noteworthy that all compounds synthesized in this study suppressed the replication of the thymidine kinase-deficient (TK⁻) HSV-1 KOS strain at an almost equal potency as wild-type HSV-1. In contrast, the potency of ganciclovir against HSV-1 TK⁻ strain (1 μ M) is 100-fold weaker as compared to wild-type HSV-1. These data are somewhat surprising but interesting and may suggest that the antiherpesvirus activity of **32**, **41**, and **43** is independent of the activation (phosphorylation) by the virus-encoded thymidine kinase. This may, in turn, point to another mechanism of antiherpetic action of these compounds.

The compounds were not significantly inhibitory against other viruses, including parainfluenza virus, reovirus-1, Sindbis virus, Coxsackie virus B4, Punta Toro virus in Vero cell cultures, VSV and RSV in HeLa cell cultures, feline corona virus (FIPV) and feline herpesvirus in CrFK cell cultures, and influenza virus A (H1N1, H3N2) and B in MDCK cell cultures.

In conclusion, we have developed a novel synthetic approach to 4'-ethynyl-2'-deoxy-4'-thioribonucleosides on the basis of electrophilic glycosidation utilizing 4-ethynyl-4-thiofuranoid glycol **16** as a glycosyl donor. The synthesis of **16** was initiated with the β -face-selective aldol reaction of 1,4-anhydro-2,3-O-isopropylidene-4-thio-D-ribitol 5-aldehyde **17** with formaldehyde. The aldol **22** was reacted with dimethyl 1-diazo(2-oxopropyl)phosphonate to provide the ethynyl-substituted tetrahydrothiophene derivative **25**. 4-Ethynyl-4-thiofuranoid glycol **26** was obtained by the reaction of **25** with *tert*-BuLi. The actual glycosyl donor **16**

was prepared by silyl-protection of the hydroxyl and ethynyl groups of **26**.

The glycosidation between **16** and the silylated nucleobase (N^4 -acetylcytosine, N^6 -benzoyladenine, and N^2 -acetyl- O^6 -diphenyl-carbamoylguanine) proceeded with facial selectivity and β -anomers

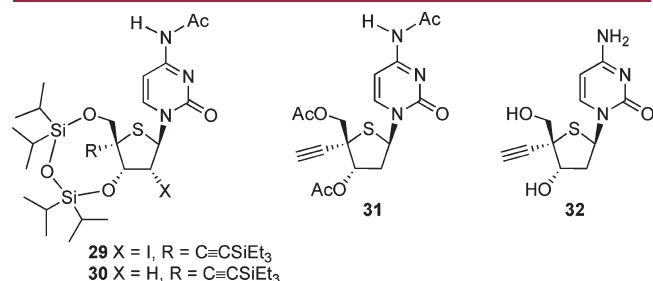


Figure 7. Structures of compounds **29**–**32**.

29, **33**, and **36** of the glycosidated products could be obtained exclusively. These glycosides were efficiently transformed into the 4'-ethynyl derivatives of 2'-deoxy-4'-thiocytidine (**32**), -adenosine (**41**), and -guanosine (**43**). It is noteworthy that these novel nucleoside analogues synthesized in this study were found to be less cytotoxic to MT-4 cells as compared to the corresponding 2'-deoxycytidine (**44**), 2'-deoxyadenosine (**45**), and 2'-deoxyguanosine (**46**) derivatives. By comparison with the reported SI value of 4'-ethynyl-2'-deoxyguanosine **46**, it was found that the SI for the 2'-deoxy-4'-thioguanosine derivative **43** has a 20-fold better value (>18200) than that of 2'-deoxyguanosine counterpart (**933**). These facts suggest that replacement of the furanose oxygen with sulfur atom is a promising approach for the development of less cytotoxic antiviral nucleosides. We are currently investigating the mechanism of the promising biological profile of these compounds.

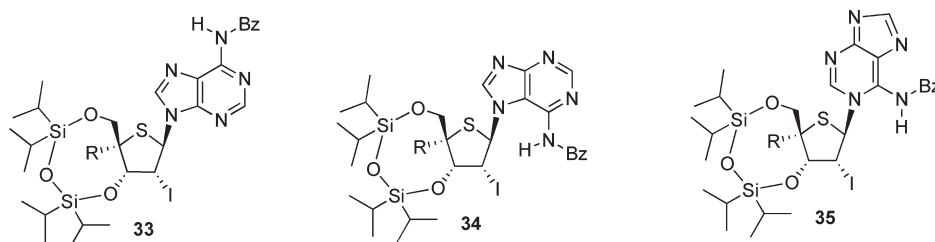


Figure 8. Structures of compounds **33**–**35** (R = C≡CSiEt₃).

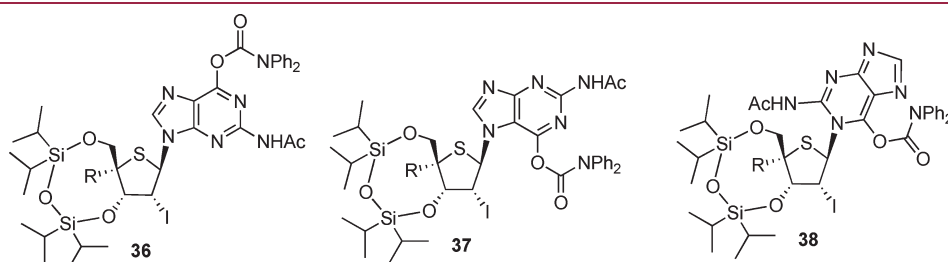


Figure 9. Structures of compounds **36**–**38** (R = C≡CSiEt₃).

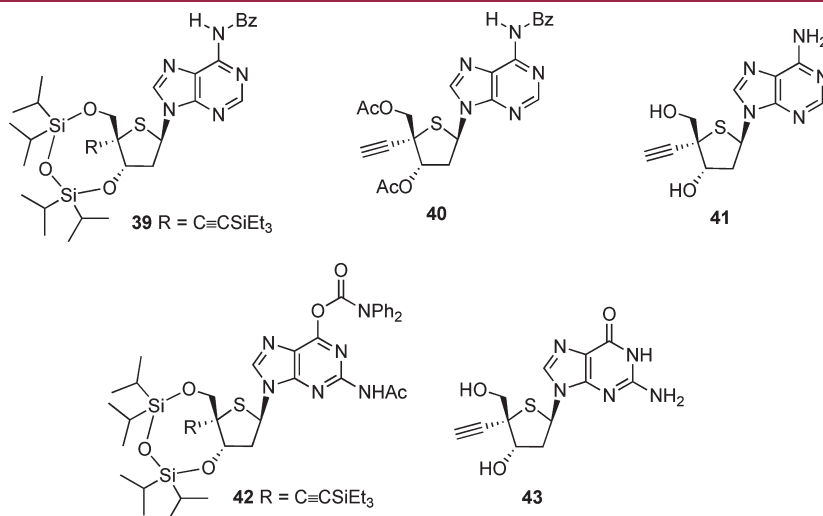
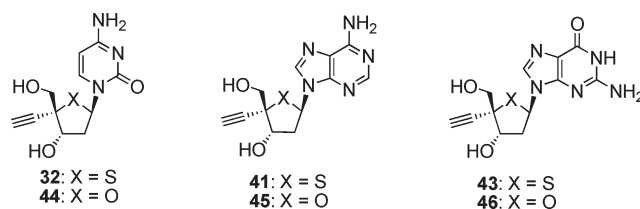


Figure 10. Structures of compounds **39**–**43**.

Table 1. Inhibitory Effect of 4'-Ethynyl-2'-deoxy-4'-thioribonucleosides (32, 41, and 43) and Its Oxygen Analogues (44–46) on HIV-1 in MT-4 Cells

entry	compd	EC ₅₀ (μM) ^a	CC ₅₀ (μM) ^b	SI ^c	compd	EC ₅₀ (μM) ^d	CC ₅₀ (μM) ^d	SI ^c
1	32	0.011 ± 0.001	6.0 ± 1.2	545	44	0.0048 ± 0.001	2.2 ± 1.0	458
2	41	0.087 ± 0.017	>20	>230	45	0.0098 ± 0.0043	16 ± 7.9	1630
3	43	0.0055 ± 0.0016	>100	>18200	46	0.0015 ± 0.0003	1.4 ± 0.16	933

^a Inhibitory concentration required to achieve 50% protection of MT-4 cells against the cytopathic effect of HIV-1. ^b Cytotoxic concentration required to reduce the viability of mock-infected MT-4 cells by 50%. ^c SI = CC₅₀/EC₅₀ ^d Data taken from refs 20 and 21.

Table 2. Inhibitory Effect of 4'-Ethynyl-2'-deoxy-4'-thioribonucleosides (32, 41, and 43) against Herpes Simplex Virus and Vaccinia Virus in HEL Cell Cultures^a

entry	compd	EC ₅₀ (μM) ^b				
		herpes simplex virus-1 (KOS)	herpes simplex virus-2 (G)	vaccinia virus	herpes simplex virus-1 (KOS, TK ⁻ ACV)	minimum cytotoxic concentration ^c (μM)
1	32	2 ± 0	1.5 ± 0.5	6.5 ± 2.5	2.5 ± 0.5	>100
2	41	7 ± 5	4 ± 0	52 ± 6.0	8 ± 4.0	>100
3	43	3 ± 1	1.5 ± 0.5	27 ± 7.0	4.5 ± 2.5	>100
4	ganciclovir	0.01	0.01	100	1	>100

^a Data derived from two independent experiments. ^b Required to reduce virus-induced cytopathogenicity by 50%. ^c Required to cause a microscopically detectable alternation of normal cell morphology.

■ ASSOCIATED CONTENT

S Supporting Information. Experimental procedures and full characterization for compounds 16–17 and 20–43. This material is available free of charge via the Internet at <http://pubs.acs.org>.

■ AUTHOR INFORMATION

Corresponding Author

*Tel: 81-3-3784-8187. Fax: 81-3-3784-8252. E-mail: harakazu@pharm.showa-u.ac.jp

Funding Sources

C.-Y.C. is a Fellow for the National Foundation for Cancer Research (NFCR). Financial support from the Japan Society for the Promotion of Science (KAKENHI No. 21590123 to K.H.), the NIH (#AI-38204 to Y.-C.C.), and the K.U. Leuven (GOA No. 10/014 to J.B.) are gratefully acknowledged.

■ ACKNOWLEDGMENT

We are also grateful to Y. Odanaka and M. Matsubayashi (Center for Instrumental Analysis, Showa University) for technical assistance with NMR, MS, and elemental analyses.

■ REFERENCES

(1) For a review, see *Nucleosides and Nucleotides as Antitumor and Antiviral Agents*; Chu, C. K., Baker, D. C., Eds.; Plenum Press: New York, 1993.

(2) Ichikawa, E.; Kato, K. Sugar-modified nucleosides in past 10 years, a review. *Curr. Med. Chem.* **2001**, *8*, 385–423.

(3) *Modified Nucleosides in Biochemistry, Biotechnology and Medicine*; Herdewijn, P., Eds.; Wiley-VCH Verlag GmbH & Co. KGaA: Weinheim, 2008.

(4) For a review, see Yokoyama, M. Synthesis and biological activity of thionucleosides. *Synthesis* **2000**, 1637–1655.

(5) For a review, see Hayakawa, H.; Kohgo, S.; Kitano, K.; Ashida, N.; Kodama, E.; Mitsuya, H.; Ohri, H. Potential of 4'-substituted nucleosides for the treatment of HIV-1. *Antiviral Chem. Chemother.* **2004**, *15*, 169–187.

(6) Haraguchi, K.; Shimada, H.; Tanaka, H.; Hamasaki, T.; Baba, M.; Gullen, E. A.; Dutschman, G. E.; Cheng, Y.-C. Synthesis and anti-HIV activity of 4'-substituted 4'-thiothymidines: A new entry based on nucleophilic substitution of the 4'-acetoxy group. *J. Med. Chem.* **2008**, *5*, 1885–1893.

(7) Haraguchi, K.; Takahashi, H.; Shiina, N.; Horii, C.; Yoshimura, Y.; Nishikawa, A.; Sasakura, E.; Nakamura, K. T.; Tanaka, H. Stereoselective synthesis of the β-anomer of 4'-thionucleosides based on electrophilic glycosidation to 4-thiofuranoid glycol. *J. Org. Chem.* **2002**, *67*, 5919–5927.

(8) Müller, S.; Liepold, B.; Roth, G. J.; Bestmann, H. An improved one-pot procedure for the synthesis of alkynes from aldehydes. *Synlett* **1996**, 521–522.

(9) For the preparation of 18 from D-ribose, see Batra, H.; Moriarty, R. M.; Penmasta, R.; Sharma, V.; Stanciu, G.; Stazewski, J. P.; Tuladhar, S. M.; Walsh, D. A. A concise, efficient and production-scale synthesis of a protected L-lyxonolactone derivative: An important aldonolactone core. *Org. Process Res. Dev.* **2006**, *10*, 484–486.

(10) Jayakanthan, K.; Johnston, B. D.; Pinto, B. M. Stereoselective synthesis of 4'-selenonucleosides using the Pummerer glycosylation reaction. *Carbohydr. Res.* **2008**, *343*, 1790–1800.

(11) For another method for the synthesis of **21**, see Jeong, L. S.; Lee, H. W.; Jacobson, K. A.; Kim, H. O.; Shin, D. H.; Lee, J. A.; Gao, Z.-G.; Lu, C.; Diong, H. T.; Gunaga, P.; Lee, S. K.; Jin, D. Z.; Chun, M. W.; Moon, H. R. Structure-activity relationships of 2-chloro-*N*⁶-substituted-4'-thioadenosine-5'-uronamides as highly potent and selective agonists at the human A₃ adenosine receptor. *J. Med. Chem.* **2006**, *49*, 273–281.

(12) For another method for the synthesis of **17**, see Guana, P.; Kim, H. O.; Lee, H. W.; Tosh, D. K.; Ryu, J.-S.; Choi, S.; Jeong, L. S. Stereoselective functionalization of the 1'-position of 4'-thionucleosides. *Org. Lett.* **2006**, *19*, 4267–4270.

(13) Dong, S.; Paquette, L. A. Stereoselective synthesis of conformationally constrained 2'-deoxy-4'-thia- β -anomeric spirocyclic nucleosides featuring either hydroxyl configuration at C5'. *J. Org. Chem.* **2006**, *70*, 1580–1596.

(14) When the glycosidation was carried out utilizing **28** as a glycosyl donor, the target glycosidated product was obtained in lower yield because an unstable side product was formed. On the basis of the data of ¹H NMR spectrum, we assume that electrophilic addition to the ethynyl group at the 4-position of **28** would occur to lead to the side product.

(15) A similar regiochemical outcome was observed in PhSeCl-initiated electrophilic glycosidation between 3,5-*O*-(di-*tert*-butylsilylene)-4-thiofuranoid glycal and *N*⁶-benzoyladenine; see ref 7.

(16) For detailed experimental data, see the Supporting Information.

(17) Zou, R.; Robins, M. J. High-yield regioselective synthesis of 9-glycosyl guanine nucleosides and analogues via coupling with 2-*N*-acetyl-6-*O*-diphenylcarbamoylguanine. *Can. J. Chem.* **1987**, *65*, 1436–1437.

(18) Baba, M.; DeClercq, E.; Tanaka, H.; Ubasawa, M.; Takashima, H.; Sekiya, K.; Nitta, I.; Umezū, K.; Nakashima, H.; Mori, S.; Shigeta, S.; Walker, R. T.; Miyasaka, T. Potent and selective inhibition of human immunodeficiency virus type 1 (HIV-1) by 5-ethyl-6-phenylthiouracil derivatives through their interaction with the HIV-1 reverse transcriptase. *Proc. Natl. Acad. Sci. U.S.A.* **1991**, *88*, 2356–2360.

(19) Pauwels, R.; Balzarini, J.; Baba, M.; Snoeck, R.; Schols, D.; Herdewijn, P.; Desmyster, J.; De Clercq, E. Rapid and automated tetrazolium-based colorimetric assay for the detection of anti-HIV compounds. *J. Virol. Methods* **1988**, *20*, 309–312.

(20) Ohru, H.; Kohgo, S.; Kitano, K.; Sakata, S.; Kodama, E.; Yoshimura, K.; Matsuoka, M.; Shigeta, S.; Mitsuya, S. Synthesis of 4'-*C*-ethynyl- β -D-*arabino*- and 4'-*C*-ethynyl-2'-deoxy- β -D-*ribo*-pentofuranosylpyrimidines and -purines and evaluation of their anti-HIV activity. *J. Med. Chem.* **2000**, *43*, 4516–4525.

(21) Kodama, E.; Kohgo, S.; Kitano, K.; Machida, K.; Gatanaga, H.; Shigeta, S.; Matsuoka, M.; Ohru, H.; Mitsuya, H. 4'-Ethynyl nucleoside analogs: Potent inhibitors of multidrug-resistant human immunodeficiency virus variants in vitro. *Antimicrob. Agents Chemother.* **2001**, *45*, 1539–1546.

(22) For antiviral and cytostatic assays, see the Supporting Information.